

For Your Enjoyment

The Site of Reversible Destiny—YORO PARK is one of art/architectural works that can be directly experienced by your body.

Due to many depressions and slippery slopes in the site,please be careful when walking.

- 

When you are with children, please keep an eye on them everywhere in the Site.
- 

Some areas are not accessible by baby carriages and wheelchairs. Please feel free to ask the nearest staff for the detail.
- 

Coin-operated lockers (fee of 100 yen) are available to deposit your belongings. We can also keep your larger pieces of luggage, which cannot fit into the locker, at the museum shop.
- 

Restrooms are located in the “Reversible Destiny Office—YORO”.
- 

If you accidentally get hurt, contact our staff for immediate help.
- 

An AED is available at the museum shop.

In the Site of Reversible Destiny—Yoro Park, you can find various possibilities of your body, while you are using it and balancing. Please enjoy the space where you can meet “Unexpected Wonder”.

Thank you

Yoro Park Office



© 1997 Reversible Destiny Foundation. Reproduced with permission of the Reversible Destiny Foundation

SITE OF REVERSIBLE DESTINY –YORO PARK DIRECTIONS FOR USE

Site of Reversible Destiny –YORO PARK comes with its own “Directions for Use” by ARAKAWA + GINS, that is designed to maximize certain aspects of the visitor’s experience.

The Critical Resemblance House

- Enter the house several times, each time through a different entranceway.
- If thrown off-balance when entering the house, call out your name or, if you prefer, someone else’s.
- Strive to find a marked resemblance between yourself and the house. If by chance you fail to do so, proceed even so as though the house were your identical twin.
- Move through the house as though you were presently living in it or as though you were its next resident.
- Should an unexpected event occur, freeze in place for as long as you see fit. Then adopt a more suitable (for being more thought out) position for an additional twenty seconds or so.

<i>Perceptual Landing Site:</i>	any discerning of any event whatever
<i>Imaging Landing Site:</i>	any filling in of the gaps between/among perceptual landing sites
<i>Architectural Landing Site:</i>	any registering of dimension or position

- Try to incorporate two or more horizons into every view.
- Use each set of furniture as a concrete reference for the other sets.
- Search out identical moments in segments of the house that are remote from one another. Attempt this initially with strikingly similar configurations and eventually with widely divergent ones.

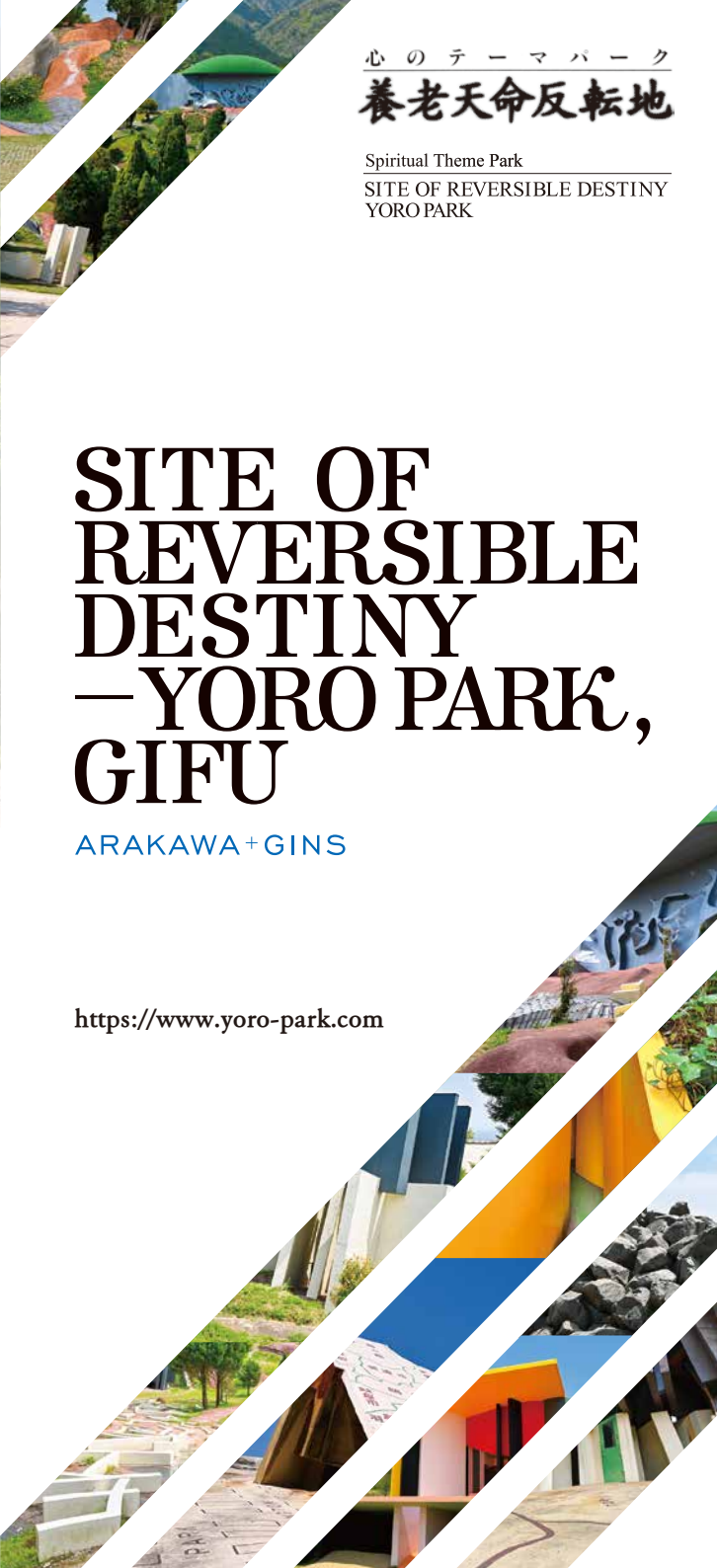
The Elliptical Field

- Instead of being fearful of losing your balance, look forward to it (as a desirable re-ordering of the landing sites, formerly known as the senses).
- When moving through the *Elliptical Field*, remember as many views of the *Critical Resemblance House* as possible, and vice versa.
- Try to draw the sky down into the bowl of the field.
- Use each of the five Japans to locate or to compose where you are.
- Always question where you are in relation to visible and invisible chains of islands known as Japan.
- Vary the rate at which you proceed.
- Associate each of the extreme forms your body is forced to assume in traversing the *Field* with both a nearby and a distant form.
- If accidentally thrown completely off-balance, try to note the number, and also the type and the placement, of the landing sites essential to reconstituting a world.
- Frequently swing around to look behind you.
- Minimize the number of focal areas (perceptual landing sites) at any given moment.
- If an area or landing site catches your eye and attracts your interest to the same degree as the area through which you are actually moving, take it up on the spot, pursuing it as best you can as a parallel zone of activity.
- Make use of the *Exactitude Ridge* to register each measured sequence of events that makes up the distance.

- Within the *Zone of the Clearest Confusion*, always try to be more body and less person.
- To make a decision or to become more subtle or more daring (or both) in regard to a previous decision, use the *Mono no Aware Transformer*.
- Inside the *Geographical Ghost*, renege on all geographically related pledges of allegiance.
- Wander through the ruin known as the *Destiny House* or the *Landing Site Depot* as though you were an extra-terrestrial.
- Move in slow measured steps through the *Cleaving Hall* and, with each arm at a distinctly different height, hold both arms out in front of you as sleepwalkers purportedly do.
- Close your eyes when moving through and around the *Trajectory Membrane Gate*.
- In and about the *Kinesthetic Pass*, repeat every action two or three times, once in slow motion.
- Walk backwards in and near the *Imaging Navel*.

to be continued

ARAKAWA+GINS



心のテーマパーク
養老天命反転地
Spiritual Theme Park
SITE OF REVERSIBLE DESTINY
YORO PARK

SITE OF REVERSIBLE DESTINY –YORO PARK, GIFU

ARAKAWA+GINS

<https://www.yoro-park.com>

What is the Site of Reversible Destiny –YORO PARK?

The Site of Reversible Destiny –Yoro Park is one of the art/architectural works of the internationally acclaimed artists/architects Shusaku Arakawa + Madeline Gins. Based on their long-term research, Arakawa + Gins came up with the conclusion that we should transform the present world into a hopeful future, using the unlimited possibilities of our bodies.

Arakawa + Gins stated that changes in bodily perception would lead to changes in consciousness; and so they became determined to explore architecture and construct environments that can challenge the body as a way to overcome death, and to reverse our destinies. In the Site of Reversible Destiny –Yoro Park, horizontal and vertical lines are eliminated as much as possible, and a number of artificial horizons are scattered throughout to disturb our innate sense of balance and perspective.

We are invited to walk like toddlers in the site, which is structured to rebuild our perceptions as we first started to know the world. The Site of Reversible Destiny –Yoro Park should be seen as only a starting point, as Arakawa + Gins always said, a project that is to be continued.



Because the Site of Reversible Destiny-YORO PARK has many steep slopes, we advise that you wear rubber-heeled shoes.

ARAKAWA(A) + GINS(G)
Selected Biography

- 1936

Born in Nagoya (A)
- 1941

Born in New York (G)
- 1961

Moved to New York (A)
- 1962

Arakawa and Gins met each other
- 1963

Started a long-term research project “The Mechanism of Meaning”
- 1969

Completed film *Why Not*
- 1971

Completed film *For Example (A Critique of Never)*
- 1987

Published the first edition of *The Mechanism of Meaning* in Germany
- 1991-92

Publication of *Pour ne pas mourir / Not to Die*, Editions de la Difference, Paris
- 1994

“Constructing the Perceiver – ARAKAWA: Experimental Works”, The National Museum of Modern Art, Tokyo, and other
- 1995

Installed “Ubiquitous Site, Nagi’s Ryoanji, Architectural Body” in Nagi Museum of Contemporary Art, Okayama
- 1997

Inaugurated the “Site of Reversible Destiny –Yoro Park” in Yoro town, Gifu
- 1999

Completed the “Reversible Destiny Office – Yoro” in Yoro town, Gifu
- 2002

“Reversible Destiny / We Have Decided Not to Die”, Guggenheim Soho, New York
- 2005

“Site of Reversible Destiny, ARAKAWA/GINS” The Museum of Fine Arts, Gifu
- 2006

Publication of *Architectural Body*, The University of Alabama Press
- 2008

Completed the “External Gene House –Shidami”, Nagoya
- 2010

Completed “Reversible Destiny Lofts Mitaka –In Memory of Helen Keller-”, Tokyo
- 2012

“Analyzing The Art of Arakawa Shusaku”, Nagoya City Art Museum, Nagoya
- 2013

Publication of *Making Dying Illegal*, Roof Books
- 2014

Completed “Bioscleave House”, East Hampton, New York
- 2014

“Funeral for Bioengineering to Not to Die –Early Works by Arakawa Shusaku”, The National Museum of Art, Osaka
- 2014

Died in New York on May 19 (A)
- 2014

Died in New York on January 8 (G)

Kinesthetic Path



Trajectory Membrane Gate



Geographical Ghost

Destiny House or Landing Site Depot





Mono no Aware Transformer



Zone of the Clearest Confusion

Cleaving Hall



Exactitude Ridge

SITE OF
REVERSIBLE
DESTINY
–YORO PARK,
GIFU
ARAKAWA+GINS

Gate of
Non-Dying



Insect Mountain Range



<https://www.yoro-park.com>

[Open]	9:00 am - 5:00 pm (Entrance closed at 4:30 pm)
[Closed]	Tuesdays (Wednesday if Tuesday falls on a holiday) Year-end and New Year holidays (December 29 - January 3) *The site may close during bad weather conditions.
[Transportation]	JR Tokaido Main Line Transfer to Yoro Railway, Yoro Line at JR Ogaki Station
	JR Kansai Main Line /Kintetsu Transfer to Yoro Railway, Yoro Line at Kuwana Station
	Yoro Railway, Yoro Line Approximately 15-minute walk from Yoro Station
	By car Approximately 10 minutes from Yoro IC of Meishin Expressway, or approximately 20 minutes from Ogaki IC, or approximately 25 minutes from Sekigahara IC
	By taxi Approximately 35 minutes from JR Ogaki Station, or approximately 35 minutes from JR Gifu Hashima Station

養老天命反転地 SITE OF REVERSIBLE DESTINY
YORO PARK

503-1267
1298-2 Takabayashi, Yoro-cho, Yoro-gun, Gifu
Yoro Park Office
TEL 0584-32-0501
FAX 0584-32-4507



The Site of
Reversible Destiny
– Yoro(Yoro Park)
Official Instagram



The Site of Reversible Destiny - Yoro
@hantenchi_yoropark

\\ Send in your photos! //
Send your photo tagged @hantenchi_yoropark
Good photos will be posted on the site.♪